

COUPLING 625




COUPLING 625

– cost effective and fast !

The 625 coupling is a quick and easy mitred corner connector that is a cost effective way to assemble frames in the Foga system.

Simply insert the coupling into the profile and press the corner together. Very quickly the corner is assembled.

The 625 coupling is manufactured from a durable, tough black plastic.




FACTS:

Made of black plastic.


Art No	Description	Size	Packaging
625	Coupling 625	69x16x69 mm	100 pcs




Coupling 625.



Simple assembly.



Press the coupling inside the profile.



Elegant mitred corner.